








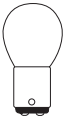

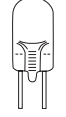
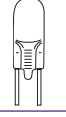










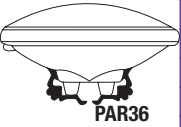
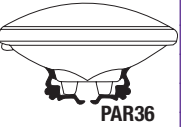
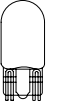











# Guide du choix des lampes

													
	TYPE DE LAMPE	CODE	TENSION	AVENGER	RT/RQ/RM	LT/LQ/LS	VQ/VQDS/VQD	RF105	WT	RFX	LES	LDX-TE	
TUNGSTÈNE DOUBLE CONTACT À BAYONETTE		S-8	570.0040	24V - 18W			X		X	X			
			570.0037	6V - 18W			X		X	X			
			570.0031	12V - 25W			X		X	X			
			570.0061	24V - 25W			X		X	X			
			570.0120	120V - 15W			X		X	X			
		RP-11	570.0010	6V - 9W			X		X	X			
			570.0015	32V - 15W			X		X	X			
			570.0025	32V - 25W			X		X	X			
			570.0020	6V - 13W			X		X	X			
			570.0011	12V - 9W			X		X	X			
			570.0038	6V - 25W			X		X	X			
			570.0022	12V - 13W			X		X	X			
			570.0030	12V - 18W			X		X	X			
			570.0058	24V - 9W			X		X	X			
			HALOGÈNES À DOUBLE BROCHES		T-2 3/4	580.0012	6V - 6W			X		X	X
580.0017	6V - 10W						X		X	X			
580.0013	6V - 8W					X	X	X	X	X		X	X
580.0011	6V - 12W					X	X	X	X	X	X	X	X
580.0022	6V - 20W						X		X	X	X		
580.0014	12V - 8W					X	X	X	X	X			
580.0015	12V - 12W					X	X	X	X	X	X		
	T-2 1/4	580.0023		24V - 20W			X	X	X	X			
		580.0016		12V - 14W			X		X	X			
		580.0027		12V - 20W			X		X	X	X		
		580.0030		12V - 50W			X		X	X			
	H3	580.0030		12V - 55W			X						
		580.0031		24V - 70W			X						
LAMPES À CULOT POUSSOIR		T-5		570.0026	6V - 7,2W			X	X	X	X		X
				570.0016	6V - 9W	X	X	X	X	X	X		X
			570.0025	12V - 9W	X	X	X	X	X	X			
			570.0028	12V - 8W			X		X	X			
			570.0029	12V - 18W		X	X	X	X	X			
			570.0045	24V - 9W	X	X	X	X	X	X			
			570.0046	24V - 18W		X	X	X	X	X			
			570.0012	6V - 5,4W	X		X		X	X			X

# Guide du choix des lampes

	TYPE DE LAMPE	CODE	TENSION	 CADILITE	 RL40M	 GUARDIAN	 HIDE-A-LITE	 AVENGER	 RT/RQ/RM
HALOGÈNES À QUARTZ, DEUX BROCHES	 MR16	580.0074	6V - 6W		X				X
		580.0079	6V - 10W (flood)		X	X			X
		580.0080	12V - 12W (flood)		X	X	X		X
		580.0075	12V - 20W						X
		580.0064	12V - 20W (flood)			X	X		
		580.0068	12V - 20WH (flood) IR		X	X	X		
		580.0090	12V - 35WH (flood) IR				X		
		580.0089	12V - 50WH (flood) IR				X		
		580.0083	12V - 35W (flood)				X		
		580.0076	12V - 50W (flood)				X		
		580.0077	24V - 20W (flood)		X	X	X		
		580.0070	24V - 12W (flood)		X	X	X		X
		580.0084	24V - 35W (flood)				X		
		580.0078	24V - 50W (flood)				X		
		580.0065	120V - 20W (flood)		X	X			
580.0066	120V - 35W (flood)								
580.0067	120V - 50W (flood)								
LAMPE À D.I.E.L.	 TAILLE D'UNE MR16	580.0093	12V - 4W		X	X			X
HALOGÈNES À FAISCEAU SCÉLÉ	 PAR36	550.0036	6V - 8W						
		550.0037	6V - 10W						
		550.0021	6V - 20W						
		550.0024	12V - 8W						
		550.0025	12V - 12W						
		550.0030	6V - 12W						
TUNGSTÈNE À FAISCEAU SCÉLÉ	 PAR36	550.0018	6V - 8W						
		550.0016	6V - 18W						
		550.0017	6V - 25W						
		550.0026	12V - 12W						
		550.0027	12V - 18W						
		550.0023	12V - 25W						
XÉNON	 T-3 1/4	570.0213	6V - 6W	X					
		570.0214	6V - 10W	X					
		570.0215	12V - 6W	X					
		570.0216	12V - 10W	X					

# Guide du choix des lampes

 LT/ LQ/ LS	 VQ/ VQDS/ VQD	 LEGEND	 RLR LEGEND	 RF105	 WT	 WSR	 PT	 NM
	X	X	X		X		X	X
	X	X	X		X		X	X
	X	X	X		X		X	X
					X			
		X	X				X	X
	X	X	X				X	X
	X	X	X				X	X
	X	X	X				X	X
		X	X				X	X
		X	X				X	X
	X	X	X				X	X
		X	X		X		X	X
	X	X	X				X	X
	X	X	X				X	X
		X	X					X
		X	X					X
			X					X
	X	X	X					X
X				X	X	X		
X				X	X	X		
X				X	X	X		
X				X	X	X		
X				X	X	X		
X				X	X	X		
X				X	X	X		
X				X	X	X		
X				X	X	X		
X				X	X	X		
X				X	X	X		
X				X	X	X		