



# LED Retrofit Kits

Project/Location: \_\_\_\_\_

Contractor: \_\_\_\_\_

Date: \_\_\_\_\_

Prepared by: \_\_\_\_\_

## Convert high consumption incandescent and fluorescent lamps to energy efficient LED lamps

Converting existing exit signage from incandescent or fluorescent lamps to LED (light emitting diodes) lamps drastically reduces operating and maintenance costs for building owners and property managers.

As part of energy efficiency programs, some Canadian electric utilities are also actively promoting conversion to LED with incentive and rebate programs for installers and building owners/managers.

## EMERGI-LITE offers four retrofit kit options:

- MINI-BAR Series
- MINI-BAR "D" Model
- SB Model
- RLB Bulb I/II

## Here are some of the benefits of using LED lamps in exit signs:

- Exceptional energy efficiency – reduces energy consumption by up to 90%
- Extremely long life – 10 to 25 years
- Important reduction in maintenance and energy costs
- Average payback is less than two years
- Retrofit kits are easy to install
- Improved visibility and reliability; ALINGAP technology



## How much can I save?

The following is an example of the savings you can generate by simply installing an LED retrofit kit in an existing incandescent exit sign.

## Payback Analysis

The Retrofit Kits Cost is:	\$70.00
Installation cost (per unit) for a retrofit kit is (Labour):	\$5.00
Wattage rating per incandescent lamp in existing fixture:	15W
Number of incandescent lamps per fixture:	2
Wattage rating of Ready-Lite SNAP II-UN retrofit kit:	1.7W
My existing incandescent exit lamps last for:	4 Months
My replacement labour cost is:	\$25.00 / Hour
Estimate lamp replacement time per exit:	20 Minutes
The current material cost for each exit sign lamp is:	\$1.00 / Lamp
My current energy cost is:	\$0.060 / \$ Per kWh
<b>The PAYBACK FOR YOUR INSTALLATION IS:</b>	<b>1.06 Year</b>
<b>THE ANNUAL RETURN ON INVESTMENT IS:</b>	<b>94.50 %</b>
<b>THE ANNUAL SAVING IS:</b>	<b>\$70.87</b>

For more information, please do not hesitate to contact your sales representative.

Project/Location:

Contractor:

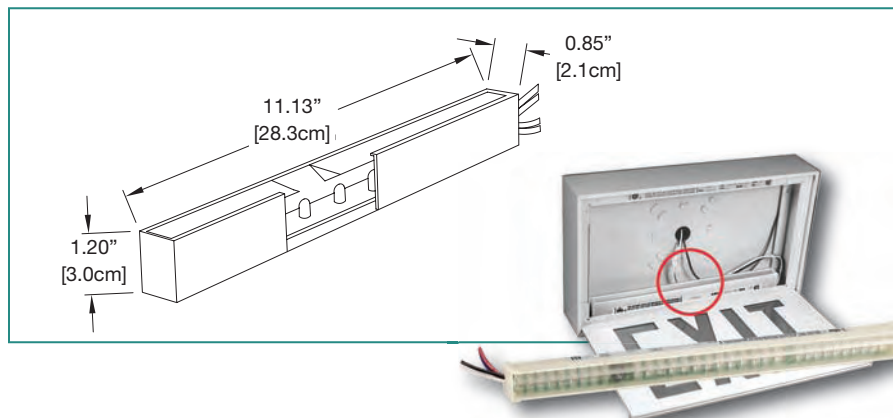
Date:

Prepared by:

# LED Retrofit Kits



## Dimensions



## Mini-Bar Series Features

- Quick and easy to install
- Long-life, energy-efficient red **ALINGAP** LED technology
- Module features two independent circuits – one for AC input; one for DC input
- Universal AC input: 120/277/347Vac; universal two-wire DC input: 6 to 24Vdc
- Power consumption of 1.1W per module
- 10 year limited warranty

## Ordering Information

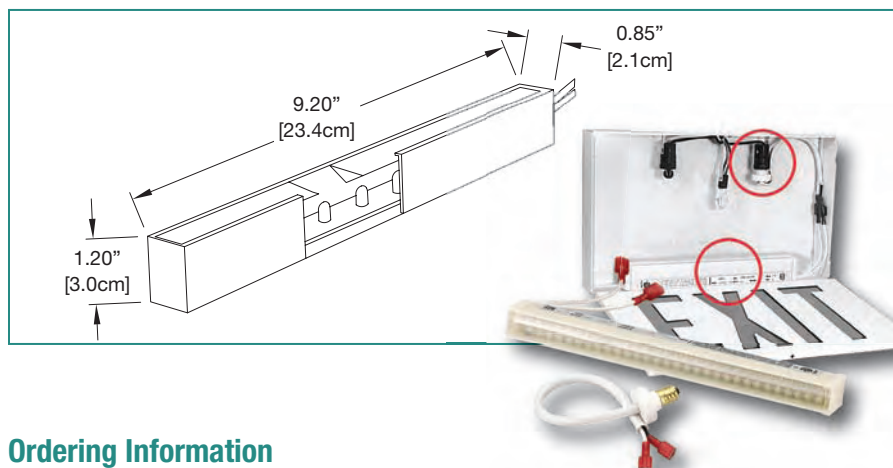
Series	Voltage	Options
<b>MB</b>	<b>1</b> = 120Vac <b>2</b> = 277Vac (hardwire) <b>3</b> = 347Vac (hardwire) <b>4</b> = 240Vac (hardwire)	<b>C</b> = candelabra <b>I</b> = intermediate <b>M</b> = medium <b>B</b> = bayonet <b>F</b> = G23 compact fluorescent <b>UN</b> = complete set of bases (excludes "F" base) <b>HW</b> = hardwire

EXAMPLE: MB1C

## Power Consumption

Model	AC Specs	DC Specs
Mini-Bar	120/277/347Vac	1.1W 6 to 24Vdc 1.3W

## Dimensions



## Mini-Bar "D" Series Features

- Easiest to install in its class
- Compact size makes it ideal for virtually all exit signs
- Can be retrofitted directly on fluorescent ballast
- Long-life, energy-efficient red **ALINGAP** LED technology
- Available with AC adaptor for all type of lamp sockets
- 10 year limited warranty

## Ordering Information

Series	Voltage	Model	Options
<b>MB</b> = for standard applications	<b>1</b> = 120Vac <b>2</b> = 277Vac (hardwire) <b>3</b> = 347Vac (hardwire) <b>4</b> = 240Vac (hardwire)	<b>D</b> = with or without inline diodes, high brightness	<b>C</b> = candelabra <b>I</b> = intermediate <b>M</b> = medium <b>B</b> = bayonet <b>CIMB</b> = complete set of bases (excludes "F" base) <b>HW</b> = hardwire 120Vac

EXAMPLE: MB1DC

## Power Consumption

Model	AC Specs	DC Specs
MB*D	120Vac with in-line diodes	2.8W N/A N/A



# LED Retrofit Kits

Project/Location: \_\_\_\_\_

Contractor: \_\_\_\_\_

Date: \_\_\_\_\_

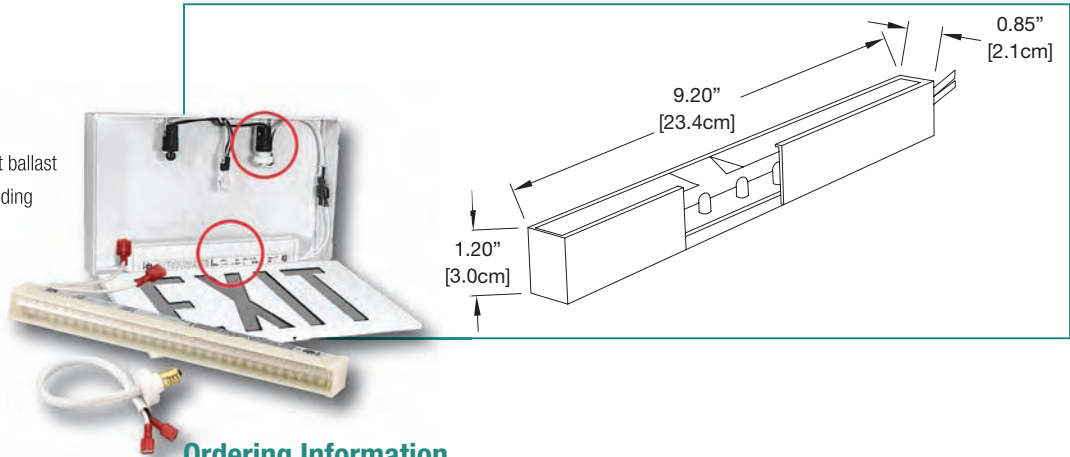
Prepared by: \_\_\_\_\_

## SB Series

### Features

- Easiest to install in its class
- Compact size makes it ideal for virtually all exit signs
- Can be retrofitted directly on fluorescent ballast
- Suitable for all AC line applications including exit signs equipped with in-line diodes
- Available in high brightness or ultra high-brightness LEDs
- Long-life, energy-efficient ALINGAP LED technology

### Dimensions



### Power Consumption

Model	AC Specs	DC Specs
SB	120Vac with in-line diodes	2.8W N/A N/A

### Ordering Information

Series	Voltage	Options
<b>SB</b> = hardwire retro-fit kit	<b>-LU</b> = 120/277/347Vac - 6/12/24Vdc <b>-LU36</b> = 120/277/347Vac - 36Vdc <b>-LU48</b> = 120/277/347Vac - 48Vdc <b>-LU120</b> = 120/347Vac - 120Vdc <b>-L120-2W</b> = 120Vac - 120Vdc - 2 wires	<b>Blank</b> = 11.0" (28 cm) long <b>-9.5</b> = 9.5" (24 cm) long*

\*Available in -LU voltage only.

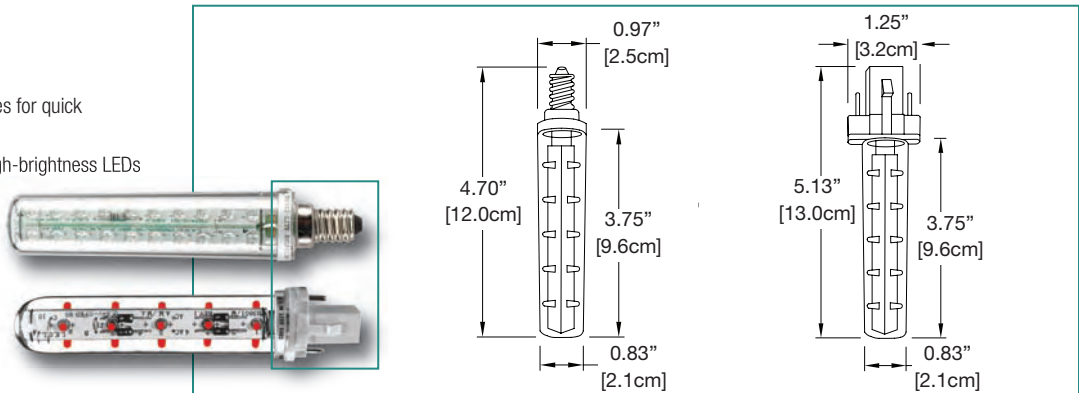
EXAMPLE: SB-LU

## RLB Series

### Features

- Quick and easy to install
- Available with wide range of lamp bases for quick lamp to lamp replacement
- Available in high brightness or ultra high-brightness LEDs
- 120Vac or 120Vac with in-line diode
- Long-life, energy-efficient ALINGAP LED technology

### Dimensions



### Power Consumption

Model	AC Specs	DC Specs
RLB I	120Vac 0.90	N/A N/A
RLB II	120Vac 2.60W	120Vdc 2.4W

### Ordering Information

Model	Base
<b>RLBH</b> = Standard version <b>RLBUD</b> = to be used with or without inline diodes (2.5 watts)	<b>-C</b> = candelabra <b>-I</b> = intermediate <b>-M</b> = medium <b>-B</b> = bayonet <b>-F</b> = G23 compact fluorescent

EXAMPLE: RLBH-C