

# B-29, Avenger & Escape™ C29

## Battery Unit Series

Project/Location: \_\_\_\_\_

Contractor: \_\_\_\_\_

Date: \_\_\_\_\_

Prepared by: \_\_\_\_\_

### B-29 Series Features

- Impact-resistant thermoplastic construction
- Wall or ceiling mount
- Fully automatic, solid-state charger with low voltage battery disconnect, brownout protection, integral test switch and long-life LED AC-On pilot lights
- Pre-wired AC Quick connect plug for fast and easy installation
- Maintenance-free, sealed lead calcium battery



### Typical Specification

The contractor will install the Ready-Lite **B-29 Series** battery unit. The emergency lighting system shall consist of fully automatic equipment with two 7.2 watts emergency lighting lamps. Each unit shall contain a fully automatic, solid-state charger with test switch and AC-on pilot lights. The unit shall contain a sealed transfer circuit and low-voltage disconnect circuit. The unit shall be CSA C22.2 no 141.

The unit shall be Ready-Lite model: \_\_\_\_\_



### Power Consumption and Unit Rating

Model Number	AC Specs		Wattage Capacity				
			30min	1h00	1h30	2h00	4h00
B-29	120 / 347Vac	0.06 / 0.02 Amp	29W	17W	12W	10W	-

### Avenger Series Features

- Injection-molded, impact-, scratch- and corrosion-resistant thermoplastic
- Maintenance-free, long-life sealed lead calcium battery
- Compact and versatile – unit measures only 11" x 5" and can be wall or ceiling mounted
- Fast and easy installation – AC quick connect plug, battery lockout feature and snap together design
- Fully automatic, solid-state Pulse-Guard charger with low voltage battery disconnect, brownout protection, integral test switch and long-life LED AC-On pilot lights
- Charger is temperature compensated and reverse polarity protected
- Also available as a remote fixture; see Remote Fixtures section of this catalogue



### Typical Specification

The contractor will install the Ready-Lite **Avenger** battery unit. The emergency lighting system shall consist of fully automatic equipment with two (2) emergency lighting heads. The emergency lighting heads shall require no tools for adjusting or aiming. Each unit shall contain a fully automatic, solid-state charger with test switch and AC-on pilot lights. The unit shall contain a sealed transfer circuit and low-voltage disconnect circuit. The battery unit may come with laser option designed to guide patrons through the path of egress. The unit shall be CSA C22.2 no 141.

The unit shall be Ready-Lite model: \_\_\_\_\_



### Power Consumption and Unit Rating

Model Number	AC Specs		Emergency power available for lamps				
			30min	1h00	1h30	2h00	4h00
AVNG-18	120 / 347Vac	0.07 / 0.03 Amp	18W	10W	7W	6W	-
AVNG-36		0.08 / 0.03 Amp	36W	20W	14W	12W	6W

### Escape™ C29 Series Features

- Injection-molded thermoplastic housing
- Test switch and charge rate indicators
- Two adjustable glare free light heads
- Emergency mode: min. 90 minutes



### Typical Specification

The Contractor will install the Ready-Lite **Escape C29 Series** Battery unit. The emergency lighting system shall consist of fully automatic equipment with 2 MR16 glare free halogen heads. Each unit shall contain a fully automatic, solid state charger with test switch and AC on pilot lights.

The unit shall contain a sealed transfer circuit and low voltage disconnect circuit. The unit shall be CSA C22.2 no 141.

The unit shall be Ready-Lite model: \_\_\_\_\_



### Power Consumption and Unit Rating

Model	AC Specs			DC Specs	
C29	120 / 347Vac	0.06 / 0.03 Amp	Less than 6W	6V - 10.8W	Min. 90 minutes
C29/10	120 / 347Vac	0.06 / 0.03 Amp	Less than 6W	6V - 10.8W	Min. 30 minutes

Project/Location:

Contractor:

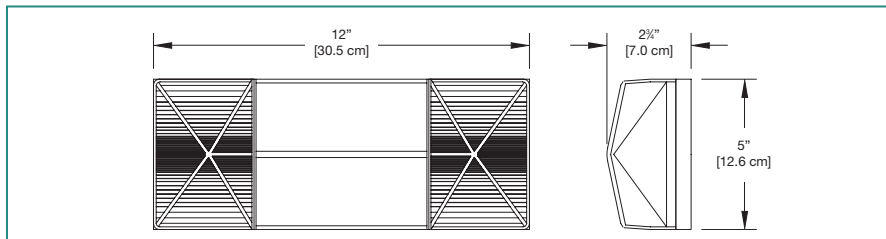
Date:

Prepared by:

# B-29, Avenger & Escape™ C29

## Battery Unit Series

### B-29 Series Dimensions



### Wire Guards

460.0100-RL Wall or Ceiling Mount

### Replacement Lamps

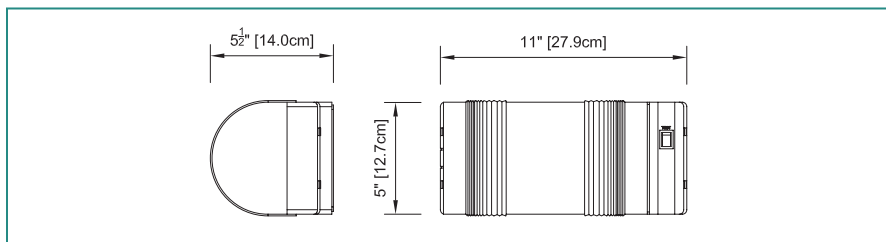
Ordering Code	Type	Voltage-Wattage
570.0012-RL	Tungsten, wedge base	6V - 5.4W

### Ordering Information

Series	Unit Capacity	AC Voltage	Options
<b>B</b>	<b>29</b> = 6V, 29 watts	<b>Blank</b> = 120/347Vac (standard)	<b>Blank</b> = no options <b>C</b> = line cord (120V only) <b>VRTP</b> = vandal-resistant screws <b>990.0119-RL</b> = tamper proof bit*  *One bit per order.

EXAMPLE: B29

### Avenger Series Dimensions



### Wire Guards

460.0080-RL Wall Mount

### Replacement Lamps

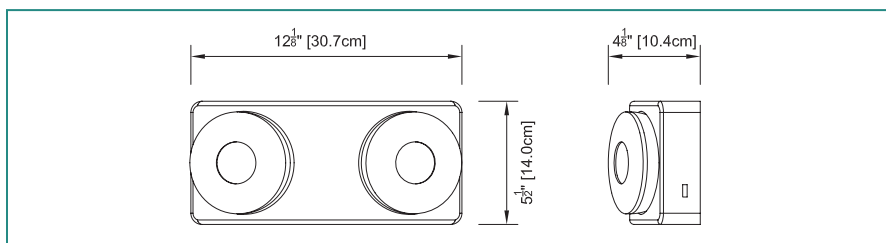
Ordering Code	Lamp Type	Voltage-Wattage
570.0016-RL	Mini tungsten, wedge base	6V - 9W

### Ordering Information

Series	Lamp Type/Voltage/Wattage	Colour	Options
<b>AVNG-R</b> = remote fixture	<b>6/9</b> = 6V - 7.2 watts, tungsten, wedge base <b>12/9</b> = 12V - 7.2 watts, tungsten, wedge base	<b>Blank</b> = factory white <b>BK</b> = black	<b>Blank</b> = no options <b>VR</b> = vandal resistant screws <b>990.0119-RL</b> = tamper proof bit*  *One bit per order.

EXAMPLE: AVNG18

### Escape™ C29 Series Dimensions



### Wire Guards

460.0100-RL Wall or Ceiling Mount

### Replacement Lamps

Ordering Code	Lamp Type	Voltage-Wattage
580.0072-RL	MR16	6V - 5W
570.0079-RL		6V - 10W

### Ordering Information

Series	Unit Capacity	AC Voltage	Number of Lamps/Type	Options
<b>C</b>	<b>29</b> = 6V, 29 watts	<b>Blank</b> = 120/347Vac	<b>Blank</b> = two 5.4 watts MR16 lamps (standard)	<b>Blank</b> = no options <b>/10</b> = two 10 watts MR16 lamps

EXAMPLE: C29